

UKG Mid Term - 2

Maths Assessment

Name
Section
Roll No

Date:

Total Marks 40

Obtained Marks

Maths Assessment

- 1 Count the number of roses, apples and write the number.

$8 \times 1 = 8$

















Colour the circles with pencil for the corresponding numbers below.



O

A diagram illustrating the concept of doubling. It shows two identical vertical columns, each containing four circles. A horizontal bar connects the bottom of the two columns. Below the bar are two boxes, each containing the number 2, representing the count of circles in each column.

T

O

3 4

T

O

A diagram showing two columns of circles. The left column has 4 circles, and the right column has 3 circles. Below the circles are two boxes containing the numbers 4 and 3 respectively.

T

O

A visual representation of the number 3. It consists of two vertical columns of three red circles each. Below each column is a purple number 3. The entire figure is set against a light blue background with a white grid.

T

O


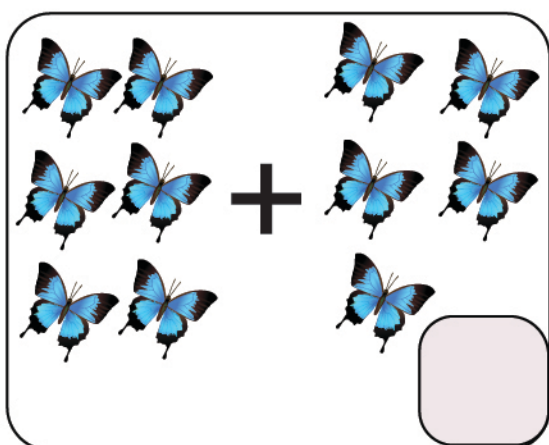


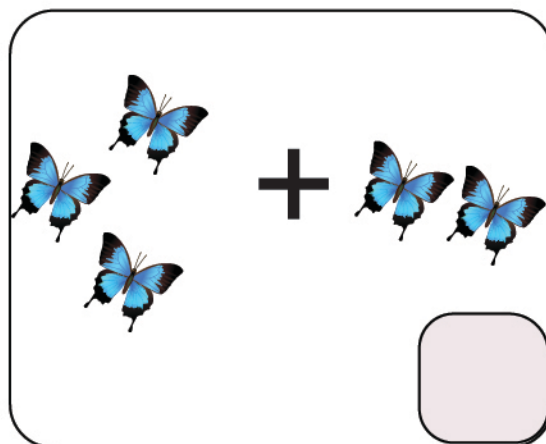
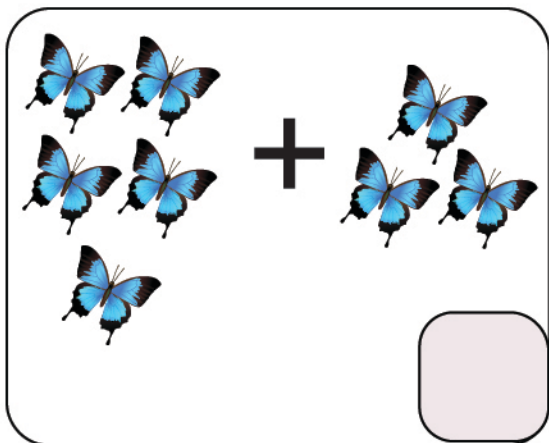
T

O




3 Add and write the sum in the box .

$6 \times 1 = 6$



- 4 Skip count by 5's and complete the series.

$$8 \times 1 = 8$$



- 5 Help Teena and Shurthi to find their way to school. Count by 10's to complete the path.

$$6 \times 1 = 6$$

